


# Morning Meeting Sequence



welcome

1




calendar

2




calendar money

3



weather report

4



schedule

5

Place labels and symbols for each step of the sequence below. Cut out the squares and have the student place them in the correct order on the "Sequencing Activity" page.

--	--	--	--	--